User manual

Active Noise Cancelling Wireless Earbuds

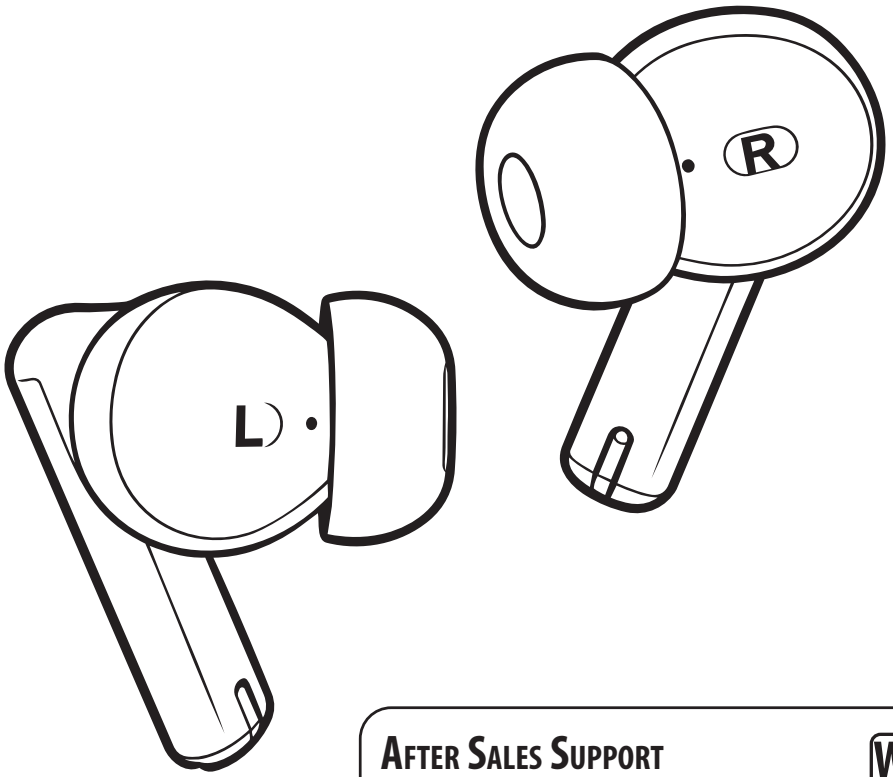

BAUHN®

After Sales Support

W1

☎ AU 1300 663 907

CUSTOMERCARE@BALCOBRANDS.COM

MODEL: CE220827
SELLABLE ID: 771703 **01/2027**

1

YEAR WARRANTY

Contents

1 Safety Warnings 3
2 Product Overview 5
3 Power On/Off 6
4 Bluetooth Pairing 6
5 Touch Control Area 6
6 Charging 8
6.1 Earbuds 8
6.2 Charging Case 8
7 Reset to Factory Settings 8
8 Specifications 8
9 Storage, Cleaning and Maintenance 9
9.1 Storage: 9
9.2 Cleaning: 9
9.3 Maintenance: 9
10 After Sale Support 9
10.1 Warranty Details 10
10.2 Repair and Refurbished Goods or Parts Notice 11

1 Safety Warnings

Earbuds can deliver sounds at loud volumes and high-pitched tones. Exposure to such sounds can result in permanent hearing loss or damage. The volume level may vary based on conditions such as the phone you are using, its reception and volume settings and the environment. Please read the safety guidelines below prior to using these earbuds.

- **Prior to using this product follow these steps:**
  a) Before putting in the earbuds, turn the volume control to its lowest level.
  b) Put the earbuds in.
  c) Slowly adjust the volume control to a comfortable level.
- **During the use of this product:**
  a) Keep the volume at the lowest level possible and avoid using the earbuds in noisy environments where you may be inclined to turn up the volume.
  b) If increased volume is necessary, adjust the volume control slowly.
  c) If you experience discomfort or ringing in your ears, immediately discontinue using the earbuds and consult a physician.
- **With continued use at high volume, your ears may become accustomed to the sound level, which may result in permanent damage to your hearing without any noticeable discomfort.**

⚠ CAUTION

» Using the earbuds while operating a motor vehicle, motorcycle, watercraft or bicycle may be dangerous, and is illegal in some jurisdictions. Check your local laws. Use caution while using your earbuds when you are engaging in any activity that requires your full attention. While engaging in any such activity, removing the earbuds from your ear or turning off your earbuds will keep you from being distracted, to avoid accident or injury.

» If you have a pacemaker or other electrical medical devices, you should consult your physician before using the product.

- Never try to dismantle the product yourself, or push objects of any kind into the product, as this may cause short circuits which could result in a fire or electric shock.
- None of the components can be replaced or repaired by users. Only authorized dealers or service centres may open the product. If any parts of your product require replacement for any reason, including normal wear and tear or breakage, contact your dealer.
- Avoid exposing your product to rain, moisture, or other liquids.
- If the product overheats, has been dropped or damaged or has been dropped in a liquid, discontinue use.
- Dispose of the product according to local standards and regulations.
- When you disconnect the power cord or any enhancement, grasp and pull the plug, not the cord. Never use a charger that is damaged.
- Attention should be drawn to the environmental aspects of battery disposal.
- The battery is not user-replaceable.
- The use of apparatus in moderate climates.
- This product shall not be connected to power supply source exceeding PS1. 5V d.c. 15W.

CAUTION: RISK OF EXPLOSION.

- Do not dispose of a battery into fire or a hot oven, or mechanically crushing or cutting of a battery, that can result in an explosion;
- Do not leave a battery in an extremely high temperature surrounding environment that can result in an explosion or the leakage of flammable liquid or gas.
- Do not expose the battery to extremely low air pressure that may result in an explosion or the leakage of flammable liquid or gas.



- High sound pressure
- Hearing damage risk
- Do not listen at high volume levels for long periods

2 Product Overview

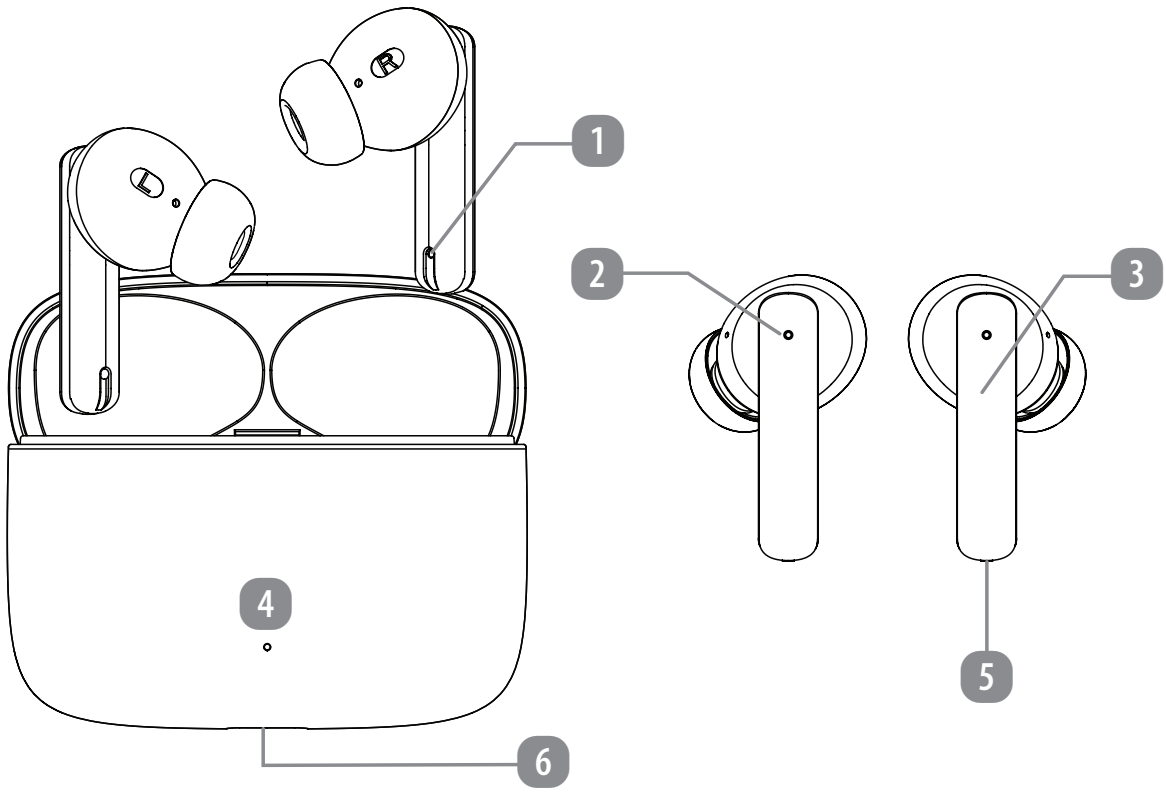

1 **Talk Microphone**
Captures your voice clearly during calls

2 **ANC/ENC Microphone & Indicator Light**
Used for active noise cancellation and status indication

3 **Multi-function Touch Area**
Controls music, calls, and settings

4 **Indicator Light**
Shows battery and charging status

5 **Charging Contacts**
Connect to the charging case for recharging

6 **Type-C USB Charging Port**
Charge the case with included USB cable

3 Power On/Off

- **Auto Power On:** Open the charging case; earbuds turn on automatically.
- **Manual Power On:** Press the multi-function touch area for 3 seconds.
- **Auto Power Off:** Place earbuds back in the charging case and close the case; they will turn off automatically.
- **Auto Shutdown (Idle Mode):** If not connected to a device within 5 minutes, the earbuds will turn off.

4 Bluetooth Pairing

1. Open the charging case and the earbuds power on automatically.
2. Open your phone's Bluetooth settings and search for "CE220827".
3. Select the device and confirm pairing. You'll hear a tone when successfully connected.

5 Touch Control Area

You can control various functions using the control areas located on the back of either the left or right earbuds.

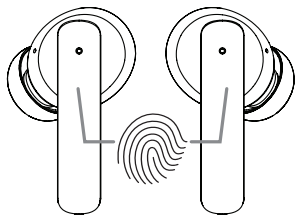

Function	Left Earbud	Right Earbud
Play/Pause Music	x2 Double tap	x2 Double tap
Volume Up	—	x1 Single tap
Volume Down	x1 Single tap	—
Next Track	—	x3 Triple tap

Previous Track	 Triple tap	—
Answer a Call	 Double tap	 Double tap
Reject a Call	 Hold for 2 seconds	 Hold for 2 seconds
End a Call	 Double tap	 Double tap
Activate Transparency Mode	—	 Hold for 3 seconds
Turn On/Off ANC	—	 Hold for 3 seconds
Voice Assistant	 Tap 4 times	 Tap 4 times
Game Mode/ Low Latency Mode	 Hold for 3 seconds	—

6 Charging

6.1 Earbuds

1. Place the earbuds into the charging case.
2. Close the lid and the earbuds will begin charging automatically.
3. Charging Indicator:
    - **Earbud red light:** Charging
    - **Light off:** Fully charged

6.2 Charging Case

1. Connect the Type-C USB cable to the charging port.
2. Indicator Status:
    - **Red light flashing:** Charging
    - **Light stays on:** Fully charged

7 Reset to Factory Settings

1. Make sure both earbuds are powered on.
2. Press and hold the multi-function touch area on either earbud for 8 seconds.
3. Once reset, the indicator light will blink rapidly five times.
4. The main earbud's light will start flashing red and white, indicating it's ready to pair.

8 Specifications

- **Bluetooth Version:** 5.4
- **Earbuds Batteries:** 40mAh
- **Charging Case Battery:** 500mAh
- **Music Playback Time:** ~6 hours (50% Volume)
- **Bluetooth Range:** 10m
- **Earbuds Water Resistance:** IPX4 (earbuds only)
  (IPX4 rating means the device is protected against splashing water from any direction. This level indicates that the device can withstand light rain or accidental splashes without being damaged.)
- **Operating ambient temperature:** 0- 45℃
- **Storage and transportation ambient temperature:** 0-45℃

- **Altitude not higher than 2000m** (air pressure not less than 80kPa)
- **Power Input:** DC 5 V / 500 mA

9 Storage, Cleaning and Maintenance

9.1 Storage:

- Store the product in a cool, dry place away from direct sunlight and excessive heat.
- If the product will not be used for an extended period, recharge the product every 3–6 months to help maintain battery performance.

9.2 Cleaning:

Wipe the exterior of the product with a soft, dry cloth.

9.3 Maintenance:

No routine maintenance is required other than keeping the product clean. Do not disassemble or modify the product.

10 After Sale Support

If you experience any issues with this product or its performance is not what you had expected, please contact us at Balco Brands.
It is likely that we can resolve any problems for you via phone or email.
We can be reached on:

– **Phone:** 1300 663 907 (Mon - Fri; 8:30am - 6:00pm AEST)
– **Email:** customercare@balcobrands.com
– **Web:** www.balcobrands.com

ALDI

BAUHN®

ACTIVE NOISE CANCELLING WIRELESS EARBUDS

Warranty Details

REGISTER YOUR PURCHASE AT www.aldi.com.au/en/about-aldi/product-registration/ TO KEEP UP-TO-DATE WITH IMPORTANT PRODUCT INFORMATION

The product is guaranteed to be free from defects in workmanship and parts for a period of 12 months from the date of purchase. Defects that occur within this warranty period, under normal use and care, will be repaired, replaced or refunded at our discretion. The benefits conferred by this warranty are in addition to all rights and remedies in respect of the product that the consumer has under the Competition and Consumer Act 2010 and similar state and territory laws.

Our goods come with guarantees that cannot be excluded under the Australian Consumer Law. You are entitled to a replacement or refund for a major failure and for compensation for any other reasonably foreseeable loss or damage. You are also entitled to have the goods repaired or replaced if the goods fail to be of acceptable quality and the failure does not amount to a major failure.

1
YEAR WARRANTY

AFTER SALES SUPPORT

☎ (AU) 1300 663 907

customercare@balcobrands.com

MODEL: CE220827 | SELLABLE ID: 771703 | 01/2027

ALDI

BAUHN®

ACTIVE NOISE CANCELLING WIRELESS EARBUDS

Repair and Refurbished Goods or Parts Notice

Unfortunately, from time to time, faulty products are manufactured which need to be returned to the Supplier for repair.

Please be aware that if your product is capable of retaining user-generated data (such as files stored on a computer hard drive, telephone numbers stored on a mobile telephone, songs stored on a portable media player, games saved on a games console or files stored on a USB memory stick) during the process of repair, some or all of your stored data may be lost.
We recommend you save this data elsewhere prior to sending the product for repair.

You should also be aware that rather than repairing goods, we may replace them with refurbished goods of the same type or use refurbished parts in the repair process.

Please be assured though, refurbished parts or replacements are only used where they meet ALDI's stringent quality specifications.

If at any time you feel your repair is being handled unsatisfactorily, you may escalate your complaint. Please telephone us on 1300 663 907 or write to us at:

Balco Brands Pty Ltd

PO Box 537 Bayswater Business Centre, Victoria, Australia

1300 663 907 - Hours: Mon-Fri 8:30am - 6:00pm AEST

customercare@balcobrands.com

AFTER SALES SUPPORT

☎ (AU) 1300 663 907

customercare@balcobrands.com

MODEL: CE220827 | SELLABLE ID: 771703 | 01/2027

1
YEAR WARRANTY

ALDI guarantees that our exclusive brand products are developed to our stringent quality specifications. If you are not entirely satisfied with this product, please return it to the nearest ALDI store within 60 days from the date of purchase, for a full refund or replacement.

Bauhn® is a registered trademark of Hands (IP) Holdings Pty Ltd.

Distributed By

ALDI Stores
1 Sargents Road,
Minchinbury NSW 2770
www.aldi.com.au

Made in China

V1-0
01/27