

# ViSAGE®



## Foot and Calf Massager


Model Number: FCM1000

**INSTRUCTION MANUAL**



**AFTER SALES SUPPORT**

  1300 663 907

 [customercare@winplus.com.au](mailto:customercare@winplus.com.au)

MODEL: FCM1000 PRODUCT CODE: 47893 12/2014



# Welcome

Congratulations on choosing to buy a Visage® product.

All products brought to you by Visage® are manufactured to the highest standards of performance and safety, and, as part of our philosophy of customer service and satisfaction, are backed by our comprehensive 1 Year Warranty.

We hope that you will enjoy using your purchase for many years to come.

## AFTER SALES SUPPORT



1300 663 907



[customercare@winplus.com.au](mailto:customercare@winplus.com.au)

MODEL: FCM1000 PRODUCT CODE: 47893 12/2014

# Contents

- 01 Welcome**
- 03 Warranty Page**
- 04 General Information and Safety Instructions**
- 06 Features / Technical Specifications**
- 07 Assembly and Parts List**
- 08 Getting Started**
- 10 Instructions**
- 14 FAQ**
- 16 Index**
- 17 Repair & Refurbished Goods or Parts Notice**

## **AFTER SALES SUPPORT**



1300 663 907



[customercare@winplus.com.au](mailto:customercare@winplus.com.au)

MODEL: FCM1000 PRODUCT CODE: 47893 12/2014



# ViSAGE®

Foot and Calf Massager

## Warranty Details



---

The product is guaranteed to be free from defects in workmanship and parts for a period of 12 months from the date of purchase. Defects that occur within this warranty period, under normal use and care, will be repaired, replaced or refunded at our discretion. The benefits conferred by this warranty are in addition to all rights and remedies in respect of the product that the consumer has under the Competition and Consumer Act 2010 and similar state and territory laws.

Our goods come with guarantees that cannot be excluded under the Australian Consumer Law. You are entitled to a replacement or refund for a major failure and for compensation for any other reasonably foreseeable loss or damage. You are also entitled to have the goods repaired or replaced if the goods fail to be of acceptable quality and the failure does not amount to a major failure.

---

AFTER SALES SUPPORT

  1300 663 907

 [customercare@winplus.com.au](mailto:customercare@winplus.com.au)

MODEL: FCM1000 PRODUCT CODE: 47893 12/2014



# General Information and Safety Instructions

## GENERAL INFORMATION & SAFETY INSTRUCTIONS

Read this manual thoroughly before first use, even if you are familiar with this type of product. The safety precautions enclosed herein reduce the risk of burns, fire, electric shock and injury when correctly adhered to. Keep the manual in a safe place for future reference, along with the completed warranty card, purchase receipt and carton. If applicable, pass these instructions on to the next owner of the appliance.

Always follow basic safety precautions and accident prevention measures when using an electrical appliance, including the following:

- Do not use in dusty conditions.
- Do not drop the Foot and Calf Massager. Dropping or rough use of the unit will cause damage.
- Do not place near strong magnets or strong electric currents.
- When the Foot and Calf Massager is not in use, turn off and unplug from any power source.
- There are no user serviceable parts in the Foot and Calf Massager - do not attempt to repair, open or alter any components. In the case of improper usage or if you have opened, altered or repaired the product yourself, all guarantees are void.
- The supplier does not accept responsibility for additional or consequential damage other than covered by legal product responsibility.
- The supplier is not responsible for the end use of this product including any improper use or when used for purposes that are not specified.

### AFTER SALES SUPPORT



1300 663 907

 [customercare@winplus.com.au](mailto:customercare@winplus.com.au)

MODEL: FCM1000 PRODUCT CODE: 47893 12/2014

## Warnings

1. Read all instructions before operating the Foot and Calf Massager for the first time.
2. This appliance is intended to be used in household and similar applications such as:
  - staff rooms, offices and other working environments;
  - farm houses;
  - by clients in hotels, motels and other residential type environments; bed and breakfast type environments.
3. Do not stand while using the Foot and Calf Massager, as excess weight on the internal mechanisms may cause damage. Do not use the appliance for other than intended or specified purposes.
4. Persons with larger than average foot or calf size may have difficulty or discomfort with use. It is recommended to discontinue use.
5. When using the Foot and Calf Massager, you should experience improved blood flow to foot and calf areas which may cause itchiness.
6. This appliance is not intended for use by persons with any kind of leg, foot or calf injury. Please consult a doctor before use with these conditions.
7. Only use the Foot and Calf Massager with Australian Standard 220-240V AC 50/60Hz 10A rated power supply.
8. To avoid electrical shock, do not place the cord, plug or Foot and Calf Massager in water or other liquids.
9. Do not operate appliance with wet hands or operate in a wet working environment.
10. Keep the Foot and Calf Massager and power cable away from heat sources and hot surfaces.
11. Always protect the power cable from undue flexing and wearing – do not allow the cable to hang off edge of the counter or table.
12. If the supply cord is damaged, do not use the product. Contact customer service for repair or replacement.
13. This appliance is not intended for use by persons (including children) with reduced physical, sensory or mental capabilities, or lack of experience and knowledge, unless they have been given supervision or instruction concerning use of the appliance by a person responsible for their safety.
14. Do not leave your Foot and Calf Massager unattended when power is connected. It is not recommended to use the Foot and Calf Massager for longer than 15 minutes at a time.
15. Do not use this appliance with an external timer or separate remote-control system of any kind.
16. Do not sit on the Foot and Calf Massager.
17. Do not use the Foot and Calf Massager if the fabric is torn or damaged.

### AFTER SALES SUPPORT



1300 663 907



[customercare@winplus.com.au](mailto:customercare@winplus.com.au)

MODEL: FCM1000 PRODUCT CODE: 47893 12/2014

# Features and Technical Specifications

## Features

- 3 Foot Massage Settings
- 3 Calf Massage Settings
- 3 Heat Settings
- Carry Handles
- Height Adjustment Bar
- Removable Covers
- Rubber Feet

## Technical Specifications

**Model Specification:** FCM1000

**Voltage:** 220-240VAC ~50Hz

**Power:** 80-110W

**Heat Settings:** 3

**Foot Massager Settings:** 3

**Calf Massager Settings:** 3

**Weight:** 11kg

**Warranty:** 1 Year

### AFTER SALES SUPPORT



1300 663 907



[customercare@winplus.com.au](mailto:customercare@winplus.com.au)

MODEL: FCM1000 PRODUCT CODE: 47893 12/2014



# Assembly and Parts List



**(Located at Back)**

- |                                  |                           |
|----------------------------------|---------------------------|
| 1. Height Adjustment Bar (below) | 6. Rubber Feet            |
| 2. Leg Slots                     | 7. Power Connection       |
| 3. Control Panel                 | 8. Power Switch/Fuse Slot |
| 4. Carry Handles (both sides)    | 9. Power Cord             |
| 5. Removable Covers              |                           |

## AFTER SALES SUPPORT



1300 663 907

 [customer@winplus.com.au](mailto:customer@winplus.com.au)

MODEL: FCM1000 PRODUCT CODE: 47893 12/2014

# Getting Started

## Before First Use

Remove any packaging material and promotional labels before using your Foot and Calf Massager for the first time.

- Do not setup the Foot and Calf Massager in the bathroom or any humid area.
- Ensure the Foot and Calf Massager is not exposed to direct sunlight for extended periods.
- The Foot and Calf Massager comes pre-assembled, so you can plug it in for immediate use.

## Connect The Power Cable



1. Locate the power connection at the rear of the unit.



2. Plug in the supplied power cable securely and connect it to a power point and turn it on.

**WARNING:** Do not connect the power in or near wet areas.

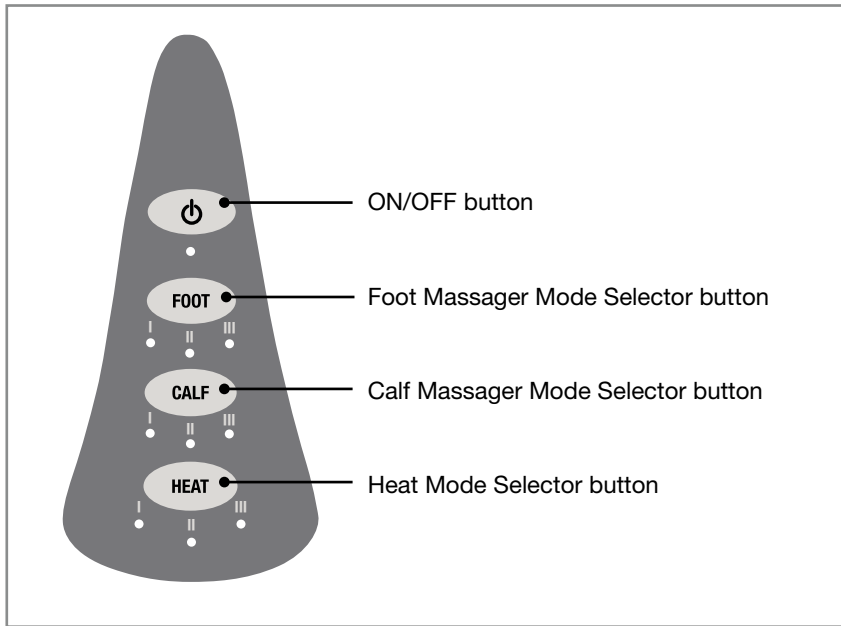
## AFTER SALES SUPPORT

  1300 663 907

 [customer@winplus.com.au](mailto:customer@winplus.com.au)

MODEL: FCM1000 PRODUCT CODE: 47893 12/2014

# Navigating The Control Panel



Press the ON/OFF button to turn the unit ON.

**FOOT**

Choose between Modes: "I" - Slow Pulse  
"II" - Medium Pulse  
"III" - Constant

**CALF**

Choose between Modes: "I" - Slow Pulse  
"II" - Medium Pulse  
"III" - Constant

**HEAT**

Press the Heat button to operate the Heating element. Choose between Modes: "I", "II" or "III" being the hottest.

**NOTE:** When using the heat mode, allow a few minutes for the element to heat up.

**AFTER SALES SUPPORT**



1300 663 907



[customercare@winplus.com.au](mailto:customercare@winplus.com.au)

MODEL: FCM1000 PRODUCT CODE: 47893 12/2014

# Instructions

Using your Foot and Calf Massager for the first time.



1. Turn the power switch at the rear of the unit to "ON". The Foot and Calf Massager will operate for a few seconds and the ON/OFF LED indicator on the control panel will flash.



2. Whilst seated, place your legs into the slots.

**WARNING:** Do not stand when placing your feet in the unit.



3. Press the ON/OFF button to start operating. Select your desired setting on the control panel.



4. When you are finished using the Foot and Calf Massager, press the ON/OFF button once to turn off and allow the massage cycle to finish.

**NOTE:** The Foot and Calf Massager will automatically go into stand by mode after 15 minutes of use.

## AFTER SALES SUPPORT

  1300 663 907

 [customercare@winplus.com.au](mailto:customercare@winplus.com.au)

MODEL: FCM1000 PRODUCT CODE: 47893 12/2014

# Hints and Tips

## Using The Height Adjustment Bar

The height adjustment bar can be used to angle the Foot and Calf Massager into a more favourable position if desired.



1.

Tilt the unit upwards and pull out the height adjustment bar.



2.

Whilst seated, continue operation as shown on page 10.

**NOTE:** When adjusting the height bar, ensure the unit is switched OFF.

## Operation Tips

- Try to relax your feet and calf muscles while operating the unit.
- Do not wear too many layers of clothing while operating.
- Try alternating between different modes to find your favourite massage sensation.
- Keep massage times under 15 minute duration.
- Do not turn the unit off at the power point during use or pull out the power cable; this may prevent the massage cycle from completing, making it hard to remove your legs.
- Manoeuvre your legs during use to find a comfortable position.

## AFTER SALES SUPPORT

  1300 663 907

 [customercare@winplus.com.au](mailto:customercare@winplus.com.au)

MODEL: FCM1000 PRODUCT CODE: 47893 12/2014

# Cleaning and Storage

Always switch off and unplug the appliance from the power outlet before cleaning. Wipe down the exterior of the unit with a dry cloth. Do not use a moist cloth to clean the unit or the power switch.

The Foot and Calf Massager has removable covers for easy cleaning and to help maintain hygienic conditions.

## To Clean

Unzip the covers. Hand wash or machine wash in cold or warm water. Always ensure the covers are completely dry before re-attaching them.



## Storage

Always store the Foot and Calf Massager in dry covered areas. Never store in damp humid areas, or in direct sunlight.

## AFTER SALES SUPPORT



1300 663 907

 [customercare@winplus.com.au](mailto:customercare@winplus.com.au)

MODEL: FCM1000 PRODUCT CODE: 47893 12/2014

## Fuse Replacement

The Foot and Calf Massager contains a fuse which is located in between the power switch and power connection on the back of the unit.

In the case you need to replace the fuse, follow the instructions below.



1. Ensure the Foot and Calf Massager is turned OFF and is unplugged from the wall.
2. Unplug the power cord from the unit.
3. Slide the fuse holder out from between the power switch and power connection.
4. Replace with a 5A fuse\*.
5. Slide the fuse holder with the new fuse back into the slot.

\*5A fuse not included

### AFTER SALES SUPPORT

  1300 663 907

 [customercare@winplus.com.au](mailto:customercare@winplus.com.au)

MODEL: FCM1000 PRODUCT CODE: 47893 12/2014

# FAQ

Problem	Solution
<b><i>My Foot and Calf Massager won't turn on</i></b>	<ul style="list-style-type: none"> <li>• Ensure the supplied power cable is plugged into both the unit and power point. Ensure the switch at the power supply and switch on the rear of unit are turned on.</li> <li>• Check the fuse, follow instructions on page 13.</li> </ul>
<b><i>The Power button LED indicator is flashing</i></b>	<ul style="list-style-type: none"> <li>• The Foot and Calf Massager is on stand by.</li> </ul>
<b><i>My Foot and Calf Massager is not responding</i></b>	<ul style="list-style-type: none"> <li>• Check the power supply as listed above.</li> </ul>
<b><i>It is difficult to get my feet out of the Foot and Calf Massager</i></b>	<ul style="list-style-type: none"> <li>• Do not turn the main power supply off during use otherwise the massage cycle may not end in the open position.</li> <li>• Wait for the massage cycle to finish before taking your feet out; turning the power off at mains may leave the massager in the closed position.</li> </ul>
<b><i>The Heat function is not heating the unit</i></b>	<ul style="list-style-type: none"> <li>• Ensure you have selected either Heat Mode “I”, “II” or “III” on the control panel. Allow a few minutes for the element to heat up.</li> </ul>
<b><i>The Foot and Calf Massager automatically turns off during use</i></b>	<ul style="list-style-type: none"> <li>• The unit is designed to go into standby mode after 15 minutes of operation.</li> </ul>





# Notes

---

---

---

---

---

---

---

---

---

---

---

---

---

---

---

---

---

---

---

---

---

---

---

---

---

---

# Index

<b>Assembly and Parts List</b>	<b>7</b>
<b>Calf</b>	<b>4, 5, 6, 8, 9, 10, 11, 12, 13, 14</b>
<b>Control Panel</b>	<b>7, 9, 10, 14</b>
<b>FAQ</b>	<b>14</b>
<b>Features</b>	<b>6</b>
<b>Foot</b>	<b>4, 5, 6, 8, 9, 10, 11, 12, 13, 14</b>
<b>Fuse</b>	<b>7, 13, 14</b>
<b>Getting Started</b>	<b>8</b>
<b>Heat</b>	<b>5, 6, 9, 14</b>
<b>Height Adjustment Bar</b>	<b>6, 11</b>
<b>Massage</b>	<b>4, 5, 6, 8, 9, 10, 11, 12, 13, 14</b>
<b>Power Connection</b>	<b>7, 8, 13</b>
<b>Power Switch</b>	<b>7, 10, 12, 13</b>
<b>Removable Covers</b>	<b>6, 7, 12</b>
<b>Technical Specification</b>	<b>6</b>
<b>Warnings</b>	<b>5</b>
<b>Warranty Page</b>	<b>3</b>
<b>Welcome</b>	<b>1</b>

## AFTER SALES SUPPORT



1300 663 907



[customercare@winplus.com.au](mailto:customercare@winplus.com.au)

MODEL: FCM1000 PRODUCT CODE: 47893 12/2014



# VISAGE®

## Foot and Calf Massager

# Repair and Refurbished Goods or Parts Notice

---

Unfortunately, from time to time, faulty products are manufactured which need to be returned to the Supplier for repair.

Please be aware that if your product is capable of retaining user-generated data (such as files stored on a computer hard drive, telephone numbers stored on a mobile telephone, songs stored on a portable media player, games saved on a games console or files stored on a USB memory stick) during the process of repair, some or all of your stored data may be lost.

**We recommend you save this data elsewhere prior to sending the product for repair.**

You should also be aware that rather than repairing goods, we may replace them with refurbished goods of the same type or use refurbished parts in the repair process.

**Please be assured though, refurbished parts or replacements are only used where they meet ALDI's stringent quality specifications.**

If at any time you feel your repair is being handled unsatisfactorily, you may escalate your complaint. Please telephone us on 1300 663 907 or write to us at:

Winplus Australasia  
PO BOX 537  
Bayswater Business Centre  
Bayswater, VIC 3153

Winplus Help Desk 1300 663 907  
(Operating Hours: Mon-Fri 08:30AM to 6:00PM)

customercare@winplus.com.au  
www.winplus.com.au

---

**AFTER SALES SUPPORT**

1300 663 907

customercare@winplus.com.au

MODEL: FCM1000 PRODUCT CODE: 47893 12/2014

**1**

**YEAR WARRANTY**

**ViSAGE<sup>®</sup>**