

MAXIMUS
BY
ViSAGE™

**BACK & BODY
HAIR TRIMMER**

THE ULTIMATE HAIR REMOVAL TOOL



Model Number: AP200038

Product Number: 702763

INSTRUCTION MANUAL

Version 1.5 - Issued 27/07/20



Welcome

Congratulations on purchasing a Visage® product. All products brought to you by Visage® are manufactured to the highest standards of performance and safety, as part of our philosophy of customer service and satisfaction. We offer a comprehensive 1 Year Warranty.

We hope you will enjoy using your Back & Body Hair Trimmer for many years to come.

AFTER SALES SUPPORT

  1300 663 907

 customer care@balcobrands.com

MODEL: AP200038 PRODUCT CODE: 702763 12/2020



Contents

Welcome	2
Warranty Details	4
General Safety Instructions	6
Product Overview	7
Features	7
Technical Specifications	7
Assembly & Parts List	7
Getting Started	8
Before use	8
Inserting the battery	8
Using the Back & Body Hair Trimmer	9
Removing and installing the blade	9
FAQs	10
Disposal	11
Cleaning & Maintenance	11
Repair and Refurbished Goods or Parts Notice	12

AFTER SALES SUPPORT

  1300 663 907

 customercare@balcobrands.com

MODEL: AP200038 PRODUCT CODE: 702763 12/2020





ViSAGE®

BACK AND BODY HAIR TRIMMER



Warranty Details

REGISTER YOUR PURCHASE AT www.aldi.com.au/en/about-aldi/product-registration/ TO KEEP UP-TO-DATE WITH IMPORTANT PRODUCT INFORMATION

The product is guaranteed to be free from defects in workmanship and parts for a period of 12 months from the date of purchase. Defects that occur within this warranty period, under normal use and care, will be repaired, replaced or refunded at our discretion. The benefits conferred by this warranty are in addition to all rights and remedies in respect of the product that the consumer has under the Competition and Consumer Act 2010 and similar state and territory laws.

Our goods come with guarantees that cannot be excluded under the Australian Consumer Law. You are entitled to a replacement or refund for a major failure and for compensation for any other reasonably foreseeable loss or damage. You are also entitled to have the goods repaired or replaced if the goods fail to be of acceptable quality and the failure does not amount to a major failure.

AFTER SALES SUPPORT

  1300 663 907

 customercare@balcobrands.com

MODEL: AP200038 PRODUCT CODE: 702763 12/2020



Warranty Note

If you experience any issues with this product, or its performance is not what you had expected, please contact us at Balco Brands

It is likely that we can resolve any problems for you via phone or email.

We can be reached on:

Phone: 1300 663 907 (Mon - Fri; 8:30am - 6:00pm EST)

Email: customercare@balcobrands.com

Web: www.balcobrands.com

General Safety Instructions

Before using the appliance for the first time, you must read and understand the operation manual completely

General Safety Warnings

1. This product is intended for domestic use only. It is not intended for commercial, trade or industrial use.
2. Do not use while bathing or in the shower.
3. Do not use on head, scalp, face or other sensitive areas.
4. Do not place or drop into water or other liquid.
5. Do not use in dusty conditions.
6. Not suitable for cleaning under an open water tap.
7. The batteries should not be recharged.
8. Please do not use different types of batteries or new and used batteries are not to be mixed.
9. Make sure insert the batteries with the correct polarity.
10. Please remove the exhausted batteries from the appliance and safely disposed.
11. If the appliance is to be stored unused for a long period, the batteries should be removed.
12. Never short-circuit the supply terminals of batteries.
13. WARNING: Keep the appliance dry.
14. This appliance is not intended for use by persons (including children) with reduced physical, sensory, or mental capabilities, or lack of experience and knowledge, unless they have been given supervision or instruction concerning use of the appliance by a person responsible for their safety.
15. Children should be supervised to ensure that they do not play with the appliance.
16. The supplier is not responsible for the end use of this product including any improper use or when used for purposes that are not specified.
17. Be careful when closing the handle as the lever may pinch if any skin gets caught



The product has been tested to AS/NZS 60335.1 and AS/NZS 60335.2.8

AFTER SALES SUPPORT



 customercare@balcobrands.com

MODEL: AP200038 PRODUCT CODE: 702763 12/2020



Product Overview

Features

- Easy to use
- Ergonomic design
- Triple shaving system
- Triple shaving blades either side of central nickel foil shaver
- 180° foldable, adjustable handle to access hard to reach areas
- Detachable blade for easy cleaning
- Fold up to store or for travel

Technical Specifications

Model: AP200038

Warranty: 1 Year

Battery: 2 x AA Batteries included

Product dimensions: 24 x 5 x 7cm (closed)

Product weight: 0.16kg

Assembly & Parts List



- | | |
|------------------------|---------------------------|
| 1. On/Off Switch | 5. 2 x AA Batteries* |
| 2. Battery compartment | 6. Instruction Manual* |
| 3. Folding handle | 7. Getting Started Guide* |
| 4. Cleaning brush* | 8. Warranty Card* |

* Not pictured

AFTER SALES SUPPORT

 (AUS) 1300 663 907

 customercare@balcobrands.com

MODEL: AP200038 PRODUCT CODE: 702763 12/2020



Getting Started

Before use

Remove any packaging material and labels before using your Back & Body Hair Trimmer for the first time.

Do not use the appliance if any part has been damaged. In case of damage, contact our after-sales support line for advice on a replacement or return.

Inserting the battery

For the Back & Body Hair Trimmer to operate it must have 2 x AA Batteries inserted in it.

1. Ensure the Back & Body Hair Trimmer is switched off
2. Unfold the handle and open the battery compartment using the clip near the pivot point of the handle. See right for battery compartment location
3. Insert the batteries, taking care with polarity
4. Close the battery compartment

Battery compartment



AFTER SALES SUPPORT

 (AUS) 1300 663 907

 customercare@balcobrands.com

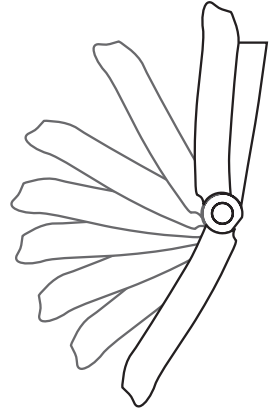
MODEL: AP200038 PRODUCT CODE: 702763 12/2020



Usage

Using the Back & Body Hair Trimmer

Always inspect the appliance before use to ensure the blade is free from hair, debris etc. For best performance, use on clean, dry hair. Before shaving back or body hair, take a quick shower to clean up, and then wait a few minutes to cool and dry off



1. Open the handle to the desired position. There are 8 positions to choose from depending on the angle you require. See right for positions available.
2. Switch on using the On/Off switch.
3. Start shaving your back, covering larger areas first. Avoid any moles or scars that may be sensitive. Go against the growth of your hair, where possible. Body hair is often patchy, so you may need to change directions regularly to achieve a really close shave.
4. To finish up, rinse your back and shoulders with cool water. Then pat the skin dry and apply skin-soothing lotion.
5. Next, move on to sensitive areas, or areas that require more precision. A well-placed mirror will help greatly.
6. Switch off using the On/Off switch.
7. Always clean the Back & Body Hair Trimmer after every use.

NOTE:

- In between hair removal sessions, some light maintenance is required. Use a shower gel with exfoliating agents, or a scrubbing bath tool to avoid in grown hairs.
- During your initial use or whenever hair is longer, it is recommended to go slowly as longer hairs can pull or pinch.

CAUTION: To avoid skin or fingers being pinched in between the two sections of the handle, please use care when opening and closing the handle

Removing and installing the blade

To remove the blade for cleaning, ensure the appliance is switched off then place your fingertips behind the ridge on the top of the blade and gently pull towards you.

To install the blade, align the blade with the opening in the Back & Body Hair Trimmer and gently push until the blade clicks back into place.



AFTER SALES SUPPORT



 customercare@balcobrands.com

MODEL: AP200038 PRODUCT CODE: 702763 12/2020



FAQs

Problem	Solution
I am finding it difficult to clean the blade	The blade is removable and can be rinsed under water
Does it come with additional spare blades?	The trimmer contains a set of blades. You can purchase refills by contacting our customer service team customer@balcobrands.com
Why isn't my trimmer turning on?	Ensure the batteries being used are fully charged Slide the ON/OFF switch upwards
The trimmer isn't removing any hair	The blades may be affected by hair or other particles. Ensure you regularly clean the trimmer

AFTER SALES SUPPORT

 **AUS** 1300 663 907

 customer@balcobrands.com

MODEL: AP200038 PRODUCT CODE: 702763 12/2020



Disposal

At the end of its working life, do not throw this product out with your household rubbish. Electrical and electronic products contain substances that can have a detrimental effect on the environment and human health if disposed of inappropriately. Observe any local regulations regarding the disposal of electrical consumer goods and dispose of it appropriately for recycling. Contact your local authorities for advice on recycling facilities in your area.

Please keep the original packaging carton and materials in a safe place. It will help to prevent any damage if the product needs to be transported in the future. In the event it is to be disposed of, please recycle all packaging material where possible.

If you require another copy of this instruction manual, please contact customercare@balcobrands.com to obtain an electronic copy.

Cleaning & Maintenance

Before cleaning the Back & Body Hair Trimmer ensure it is turned off

To maintain optimum performance, the appliance should be cleaned after each use:

- The blade is removable and can be rinsed under water.

Do not ever submerge the Back & Body Hair Trimmer in water

- Please ensure the blade's surface is dried thoroughly before storage or further use.
- Using the cleaning brush, brush and blow away any remaining hair from the blades and from the neck
- Clean the appliance after every use

AFTER SALES SUPPORT

 (AUS) 1300 663 907

 customercare@balcobrands.com

MODEL: AP200038 PRODUCT CODE: 702763 12/2020





ViSAGE®

BACK AND BODY HAIR TRIMMER

Repair and Refurbished Goods or Parts Notice

Unfortunately, from time to time, faulty products are manufactured which need to be returned to the Supplier for repair.

Please be aware that if your product is capable of retaining user-generated data (such as files stored on a computer hard drive, telephone numbers stored on a mobile telephone, songs stored on a portable media player, games saved on a games console or files stored on a USB memory stick) during the process of repair, some or all of your stored data may be lost.

We recommend you save this data elsewhere prior to sending the product for repair.

You should also be aware that rather than repairing goods, we may replace them with refurbished goods of the same type or use refurbished parts in the repair process.

Please be assured though, refurbished parts or replacements are only used where they meet ALDI's stringent quality specifications.

If at any time you feel your repair is being handled unsatisfactorily, you may escalate your complaint. Please telephone us on 1300 663 907 or write to us at:



Balco Brands Pty Ltd

PO Box 537 Bayswater Business Centre, Victoria, Australia

1300 663 907 - Hours: Mon-Fri 8:30am - 6:00pm AEST

customercare@balcobrands.com

AFTER SALES SUPPORT

  1300 663 907

 customercare@balcobrands.com

MODEL: AP200038 PRODUCT CODE: 702763 12/2020



MAXIMUS

BY

ViSAGE®