

VIBRATING QUARTZ ROLLER

User Guide

Model: AP210013
Version 1.2



LACURA
Beauty®

VIBRATING QUARTZ ROLLER

Warranty Details

REGISTER YOUR PURCHASE AT www.aldi.com.au/en/about-aldi/product-registration/ TO KEEP UP-TO-DATE WITH IMPORTANT PRODUCT INFORMATION

The product is guaranteed to be free from defects in workmanship and parts for a period of 12 months from the date of purchase. Defects that occur within this warranty period, under normal use and care, will be repaired, replaced or refunded at our discretion. The benefits conferred by this warranty are in addition to all rights and remedies in respect of the product that the consumer has under the Competition and Consumer Act 2010 and similar state and territory laws.

Our goods come with guarantees that cannot be excluded under the Australian Consumer Law. You are entitled to a replacement or refund for a major failure and for compensation for any other reasonably foreseeable loss or damage. You are also entitled to have the goods repaired or replaced if the goods fail to be of acceptable quality and the failure does not amount to a major failure.

AFTER SALES SUPPORT

1300 663 907

customercare@balcobrands.com

MODEL: AP210013 PRODUCT CODE: 704776 02/2021



Warranty Details

If you experience any issues with this product, or its performance is not what you had expected, please contact us at Balco Brands.

It is likely that we can resolve any problems for you via phone or email.

We can be reached on:

Phone: 1300 663 907 (Mon - Fri; 8:30am - 6:00pm EST)
Email: customercare@balcobrands.com
Web: www.balcobrands.com

Safety Instructions

- This product is intended for domestic use only. It is not intended for commercial, trade or industrial use.
- WARNING: Keep the appliance dry.
- Do not use while bathing or in the shower.
- Do not place or drop into water or other liquid.
- The battery should not be recharged.
- Please remove the exhausted batteries from the appliance and safely dispose.
- If the appliance is to be stored unused for a long period, the battery should be removed.
- Never short-circuit the supply terminals of batteries.
- The supplier is not responsible for the end use of this product including any improper use or when used for purposes that are not specified.
- This appliance is not intended for use by persons (including children) with reduced physical, sensory or mental capabilities, or lack of experience and knowledge, unless they have been given supervision or instruction concerning use of the appliance by a person responsible for their safety.
- Children should be supervised to ensure that they do not play with the appliance.
- Cleaning and user maintenance shall not be made by children without supervision.

Parts List

1. 1 x Rose Quartz Facial Roller
2. 1 x Facial roller handle
3. 1 x Rose quartz under eye press
4. 1 x Activ Energy AA battery*
5. 1 x User guide*
6. 1 x Warranty card*

*Not shown



Getting Started

Remove any packaging material and labels before using your LACURA Beauty® Vibrating Quartz Roller for the first time.

Do not use the appliance if any part has been damaged. In case of damage, contact our After Sales Support line for advice on a replacement or return. Damage caused by misuse is not covered under warranty.

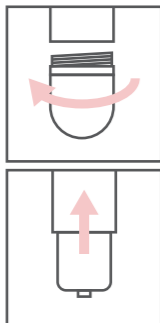
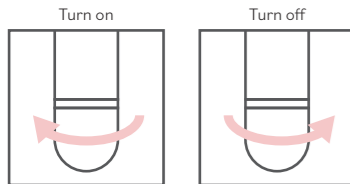
Adding Batteries

The battery compartment is in the main body of the Vibrating Quartz Roller. To install/replace the battery follow the below steps.

1. Remove the bottom base by twisting counter clockwise until it unscrews completely.
2. Insert 1 x AA battery. Either negative or positive end going in first are both workable.
3. Twist the battery cover clockwise until it is secure.

Turning On/Off

1. To turn on, rotate base counter clockwise until vibration starts.
2. To turn off, rotate base clockwise until vibration stops.



Interchangeable Heads

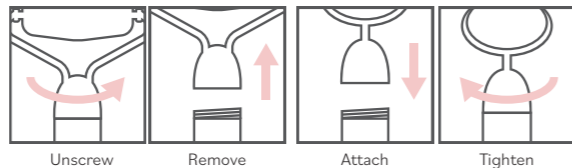
The Facial Roller comes with two interchangeable heads - facial roller & under eye press. To change the head, follow the below steps.

1. Hold the body of the facial roller with a firm grip.
2. Unscrew the head counterclockwise until the head is fully removed.
3. Replace with desired head and screw back on in a clockwise motion until it is fully secure.

The facial roller is designed to help stimulate circulation, promote collagen production, and help reduce the appearance of fine lines and wrinkles.

The under eye press helps reduce puffy eyes and dark circles.

Both interchangeable heads can be placed in the fridge prior to use. Placing the rose quartz heads in the fridge before use will maximize the cooling effect. Do not place the main body which contains the battery in the fridge as low temperatures drains the battery very quickly.



Operation

Using the Vibrating Quartz Roller

A 10-minute Vibrating Roller session is like an intense workout for your entire face. For optimal results use morning and night for up to 10 minutes. Your skin will begin to feel more toned, lifted, sculpted, and refreshed.

Apply 1-2 drops of cleanser, serum or moisturiser to each area of the face and spread evenly.

- **Cheeks & cheekbone** - Beginning at jawline, hold roller (turned on) in place for 30 seconds then gradually move upwards toward the cheekbone. Repeat 5 times on each side.
- **Jawline** - Starting at the jawline, gently roll upward toward the ears and under the chin in short strokes. Repeat 5 times.
- **Neck** - Glide the roller in up and down vertical strokes to help reduce the appearance of neck lines. Use for 3 minutes.
- **Upper lip** - Roll above lip, beneath nose for 10 seconds across entire lip area. Repeat 5 times.
- **Forehead** - Gently roll upward between eyebrows for one minute in continuous short strokes.
- **Eye** - Change to eye press head. Dab gently under the eyes and around eyelids for 10 seconds. Repeat 5 times.



Tips for use

- Use soap and water on the rose quartz roller crystal only. Lay flat to dry. Use a clean, dry cloth between use.
- Due to the high power and sonic vibrations we recommend replacing the battery every 2 weeks or so (based on daily usage, which we advise for best results).
- If you feel your Vibrating Quartz Roller vibration frequency is getting weaker, then it is time to replace the battery.
- While using the Quartz Roller each day, your skin might become pink/red, this is a result of the increased circulation and blood flow.
- For an extra relaxing routine, you can put your Quartz Roller heads in the fridge for 5-10 minutes, making the quartz stone cold on contact with the skin. This is perfect in the mornings to reduce the appearance of puffy eyes and cheeks.
- Do not put the main body of the Quartz Roller in the fridge as it contains a battery. Only refrigerate the interchangeable heads.



VIBRATING QUARTZ ROLLER

Repair and Refurbished Goods or Parts Notice

Unfortunately, from time to time, faulty products are manufactured which need to be returned to the Supplier for repair.

Please be aware that if your product is capable of retaining user-generated data (such as files stored on a computer hard drive, telephone numbers stored on a mobile telephone, songs stored on a portable media player, games saved on a games console or files stored on a USB memory stick) during the process of repair, some or all of your stored data may be lost.

We recommend you save this data elsewhere prior to sending the product for repair.

You should also be aware that rather than repairing goods, we may replace them with refurbished goods of the same type or use refurbished parts in the repair process.

Please be assured though, refurbished parts or replacements are only used where they meet ALDI's stringent quality specifications.

If at any time you feel your repair is being handled unsatisfactorily, you may escalate your complaint.

Please telephone us on 1300 663 907 or write to us at:

Balco Brands Pty Ltd

PO Box 537 Bayswater Business Centre, Victoria, Australia

1300 663 907 - Hours: Mon-Fri 8:30am - 6:00pm AEST

customer@balcobrands.com

AFTER SALES SUPPORT

1300 663 907

customer@balcobrands.com

MODEL: AP210013 PRODUCT CODE: 704776 02/2021

