

LACURA  
Beauty®

## Facial Hair Remover



User guide

AP210277 | 05/2022



ALDI  
LACURA  
Beauty®

## FACIAL HAIR REMOVER Warranty Details

REGISTER YOUR PURCHASE AT  
[www.aldi.com.au/en/about-aldi/product-registration/](http://www.aldi.com.au/en/about-aldi/product-registration/) TO KEEP  
UP-TO-DATE WITH IMPORTANT PRODUCT INFORMATION

The product is guaranteed to be free from defects in workmanship and parts for a period of 12 months from the date of purchase. Defects that occur within this warranty period, under normal use and care, will be repaired, replaced or refunded at our discretion. The benefits conferred by this warranty are in addition to all rights and remedies in respect of the product that the consumer has under the Competition and Consumer Act 2010 and similar state and territory laws.

Our goods come with guarantees that cannot be excluded under the Australian Consumer Law. You are entitled to a replacement or refund for a major failure and for compensation for any other reasonably foreseeable loss or damage. You are also entitled to have the goods repaired or replaced if the goods fail to be of acceptable quality and the failure does not amount to a major failure.

## General Safety Instructions

- Read this manual thoroughly before first use and keep it in a safe place for future reference, along with warranty card, purchase receipt and packaging. The safety precautions enclosed herein reduce the risk of fire, electric shock and injury when correctly adhered to
- This product is intended for indoor domestic use and is not intended for commercial, trade or industrial applications
- This appliance is not intended for use by persons (including children) with reduced physical, sensory or mental capabilities, or lack of experience and knowledge, unless they have been given supervision or instruction concerning use of the appliance by a person responsible for their safety. Children should be supervised to ensure that they do not play with the appliance. Always read all instructions before using the appliance
- Do not operate with aerosol spray products or where oxygen is being administered
- Only for use on facial hair
- Do not use if there is any damage to the blades as it may cause injury
- Do not insert any object into any opening in the appliance
- Do NOT use the appliance in the shower
- Do not use in dusty conditions
- Do not place or store the appliance where it can fall or be pulled into a sink or bath
- Do not drop the appliance. Dropping or rough use of the unit may cause damage
- Do not place near strong magnets or strong electric currents
- Do not attempt to repair, open or alter any components of the appliance. In the case of improper usage or if you have opened, altered and repaired the product yourself, all guarantees are void
- The supplier does not accept responsibility for additional or consequential damage other than covered by legal product responsibility
- Do not use the appliance for other than intended or specified purposes
- The supplier is not responsible for the end use of this product including any improper use or when used for purposes that are not specified
- Dispose of used batteries to local regulations properly
- Do not expose the appliance or battery to excessive temperatures
- Be aware of the risk of terminal of the battery operated appliance or battery being short circuited by metal objects
- Do not expose battery to heat or fire. Avoid storage in direct sunlight
- In the event of a battery leaking, do not allow the liquid to come in contact with skin or eyes. If contact has been made, wash the affect area with copious amounts of water and seek medical advice
- Do not use on irritated skin. Discontinue use if skin irritation occurs
- Exercise caution when using around eyes
- Do not rinse trimmer head under water
- Do not submerge unit under water
- The battery should not be recharged.
- Make sure to insert the battery with the correct polarity.
- Please remove the exhausted batteries from the appliance and safely disposed.
- If the appliance is to be stored unused for a long period, the batteries should be removed.
- Never short-circuit the supply terminals of batteries.

## Parts List

- Protective Cap
- Removable Hair Remover Head
- Cleaning Brush\*
- Activ Energy AA battery\*
- User Guide\*
- Warranty Card\*



\*Not shown

Rated voltage: 1.5V d.c., AA battery operated

05/2022 | Model Number: AP210277

Product Code: 709003

☎ 1300 663 907 | ✉ [customer care@balcobrands.com](mailto:customer care@balcobrands.com)

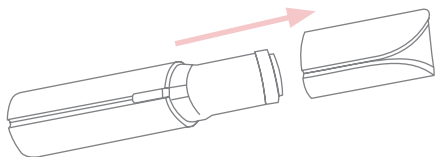
After Sales Support

1 Year Warranty

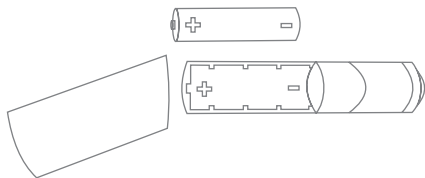
## Getting started

### Installing the battery

1. Remove the cap.



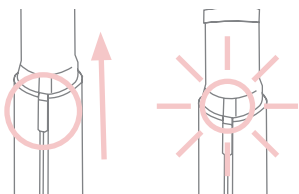
2. Grab the upper section of the unit with one hand, the bottom half with the other, and pull apart to reveal the battery chamber.



3. Place 1 AA battery into the compartment, making sure the positive pole (+) is facing the bottom of the unit.
4. Slide/snap the unit's bottom casing back into place.

## Operation

1. Remove the cap.
2. Slide the switch located on the side of the unit upward into the "ON" position. The light will automatically turn on when the unit is "ON".



3. Gently press the head of the unit against your skin. The unit should not be on an angle. Proceed making small circular motions to remove unwanted hair.
4. Slide the switch located on the side of the unit downward to turn "OFF".

*NOTE: It is normal for the head to become warm with use.*

## Cleaning

1. Turn off the unit.
2. Twist the rotating hair removal head counter-clockwise and lift off.
3. After each use, clean the head by using the cleaning brush (included) to wipe away the hair residue.
4. Empty any hair from the body of the shaver unit by turning it over and gently tapping the sides.
5. To put the hair removal head back on the unit, line up the "groove" indicators on the cap with those on the unit and twist clockwise.

## Tips

- For superior results, use on hair ¼" in length or less.
- If the unit begins to slow down, clear the hair removal head and body of any hair residue. If the unit is still running slow change the battery.
- Gentle enough to use every day.
- For airbrush-like make-up application, use daily.

**NOTE: Prior to first use, test the Shaver on a small area. If any sensitivity or allergic reactions occur, discontinue use immediately. Do not use your shaver on sensitive or irritated skin.**



## FACIAL HAIR REMOVER Repair and Refurbished Goods or Parts Notice

Unfortunately, from time to time, faulty products are manufactured which need to be returned to the Supplier for repair.

Please be aware that if your product is capable of retaining user-generated data (such as files stored on a computer hard drive, telephone numbers stored on a mobile telephone, songs stored on a portable media player, games saved on a games console or files stored on a USB memory stick) during the process of repair, some or all of your stored data may be lost.

**We recommend you save this data elsewhere prior to sending the product for repair.**

You should also be aware that rather than repairing goods, we may replace them with refurbished goods of the same type or use refurbished parts in the repair process.

**Please be assured though, refurbished parts or replacements are only used where they meet ALDI's stringent quality specifications.**

If at any time you feel your repair is being handled unsatisfactorily, you may escalate your complaint. Please telephone us on 1300 663 907 or write to us at:

Balco Brands Pty Ltd  
PO Box 537 Bayswater Business Centre, Victoria, Australia  
1300 663 907 - Hours: Mon-Fri 8:30am - 6:00pm AEST  
customercare@balcobrands.com