



Bluetooth Headphones

SAFETY WARNINGS

- Headphones can deliver sounds at loud volumes and high-pitched tones. Exposure to such sounds can result in permanent hearing loss or damage. The volume level may vary based on conditions such as the phone you are using, its reception and volume settings and the environment. Please read the safety guidelines below prior to using these headphones.
- Prior to using this product follow these steps:
 - Before putting on the headphones, turn the volume control to its lowest level.
 - Put the headphones on.
 - Slowly adjust the volume control to a comfortable level.
- During the use of this product:
 - Keep the volume at the lowest level possible and avoid using the headphones in noisy environments where you may be inclined to turn up the volume.
 - If increased volume is necessary, adjust the volume control slowly.
 - If you experience discomfort or ringing in your ears, immediately discontinue using the headphones and consult a physician.
- With continued use at high volume, your ears may become accustomed to the sound level, which may result in permanent damage to your hearing without any noticeable discomfort.

CAUTION

- Using the headphones while operating a motor vehicle, motorcycle, watercraft or bicycle may be dangerous, and is illegal in some jurisdictions. Check your local laws. Use caution while using your headphones when you are engaging in any activity that requires your full attention. While engaging in any such activity, removing the headphones from your ear area or turning off your headphones will keep you from being distracted, to avoid accident or injury.
- If you have a pacemaker or other electrical medical devices, you should consult your physician before using the product.
- This package contains small parts that may be hazardous to children. Always store the product out of reach of children. The bags themselves or the many small parts they contain may cause choking if ingested.
- Never try to dismantle the product yourself, or push objects of any kind into the product, as this may cause short circuits which could result in a fire or electric shock.
- None of the components can be replaced or repaired by users. Only authorized dealers or service centres may open the product. If any parts of your product require replacement for any reason, including normal wear and tear or breakage, contact your dealer.
- Avoid exposing your product to rain, moisture, or other liquids.
- If the product overheats, has been dropped or damaged or has been dropped in a liquid, discontinue use.
- Dispose of the product according to local standards and regulations.
- When you disconnect the power cord or any enhancement, grasp and pull the plug, not the cord. Never use a charger that is damaged.
- Attention should be drawn to the environmental aspects of battery disposal.
- The use of apparatus in moderate climates.

CAUTION: Risk of explosion

- If the battery is replaced by an incorrect type.
- If the battery is subjected to high or low extreme temperatures that a battery can be subjected to during use, storage or transportation.
- If the battery is subjected to low air pressure at high altitude.
- Replacement of a battery with an incorrect type that can defeat a safeguard (for example, in the case of some lithium battery types).
- Disposal of a battery into fire or a hot oven, or mechanically crushing or cutting of a battery, that can result in an explosion.
- Leaving a battery in an extremely high temperature surrounding environment that can result in an explosion or the leakage of flammable liquid or gas.
- A battery subjected to extremely low air pressure that may result in an explosion or the leakage of flammable liquid or gas.



BAUHN

BLUETOOTH HEADPHONES

Warranty Details

REGISTER YOUR PURCHASE AT www.aldi.com.au/en/about-aldi/product-registration/ TO KEEP UP-TO-DATE WITH IMPORTANT PRODUCT INFORMATION

The product is guaranteed to be free from defects in workmanship and parts for a period of 12 months from the date of purchase. Defects that occur within this warranty period, under normal use and care, will be repaired, replaced or refunded at our discretion. The benefits conferred by this warranty are in addition to all rights and remedies in respect of the product that the consumer has under the Competition and Consumer Act 2010 and similar state and territory laws.

Our goods come with guarantees that cannot be excluded under the Australian Consumer Law. You are entitled to a replacement or refund for a major failure and for compensation for any other reasonably foreseeable loss or damage. You are also entitled to have the goods repaired or replaced if the goods fail to be of acceptable quality and the failure does not amount to a major failure.

AFTER SALES SUPPORT

1300 663 907

customercare@balcobrands.com

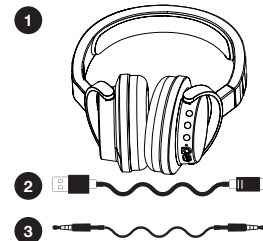
MODEL: HE210240 PRODUCT CODE: 709631 08/2022



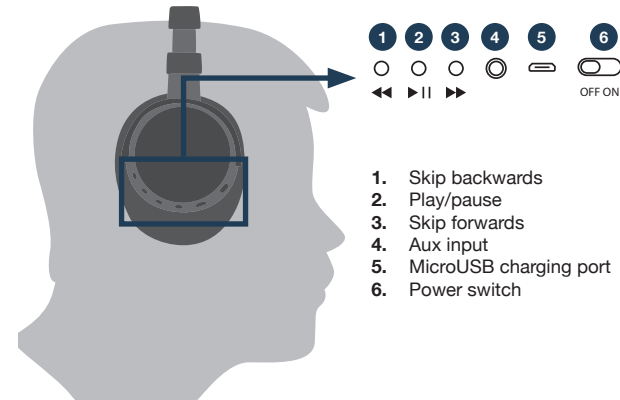
IN THE BOX

- Bluetooth headphones
- Micro USB charging cable
- 3.5mm AUX cable
- Setup guide*
- Quick start guide*
- Warranty card*

*Not pictured



FUNCTIONS



CHARGING THE BATTERY

Before first use, it is recommended you charge your headphones for a minimum of 1 hour

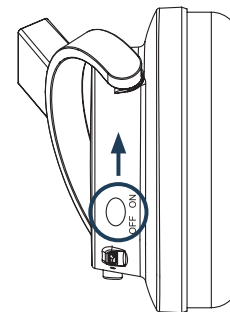
- Insert the small end of the included Micro USB cable into the Micro USB connector on the headphone's right ear pad
- Connect the other end of the charging cable to a USB port on your PC, laptop or other charging device
- The LED light will show a solid red colour to indicate charging is active
- The light will turn green when fully charged

NOTE:

- Charge only with 5V DC 500mA input
- Use only the original Micro USB charging cable to avoid any damage
- When the LED flashes red, the battery is low, charge the headphones

POWER ON/OFF

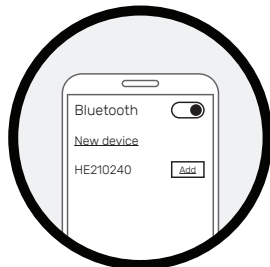
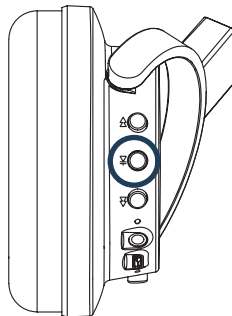
- Press the power switch upwards
- The headphones will state "power on" when the headphones are turned on
- Press the power switch downwards to turn off
- The headphones will state "power off" when the headphones are turned off



PAIRING

1. While the Headphones are on, press and hold the **▶** button for 5 seconds until the LEDs on the bottom flash red and blue and you hear an audio cue of “pairing”
2. Enable Bluetooth on your device, search for and select HE210240 from the list to connect
3. When the headphones are successfully paired with your device, you will hear a prompt “connected” and the LED indicator will flash blue every 6 seconds (approximately)

NOTE: On first use the headphones should automatically enter pairing mode



LISTENING TO YOUR DEVICE

Once you have successfully paired to a device, you can play, pause, track forward, track backward and change the volume using the headphone controls/device controls

CONTROLS

Play/Pause Music	Press the play button once
Volume Up	Press and hold the Skip forwards ▶▶ button
Volume Down	Press and hold the Skip backwards ◀◀ button
Next Track	Press the Skip forwards ▶▶ button
Previous Track	Press the Skip backwards ◀◀ button
Answer/End Call	Press the play button once
Reject Incoming Call	Hold down the play button

USING THE AUDIO CABLE

The included audio cable can be used to connect to a non-wireless device or for listening to music when the headphone batteries have been drained

1. Connect the included 3.5mm audio cable to the aux-in jack located on the right earcup
2. Connect the other end of the audio cable to the audio jack

NOTE: When connected via audio cable, the Bluetooth function and controls are disabled. You cannot control playback using the headphone controls when connected via aux-in. The headphones will not be discoverable on Bluetooth

BATTERY CARE

- Make sure that your headphones are switched OFF after use
- Do not leave a fully charged battery connected to a charger, since overcharging may shorten its lifetime
- Before storing the headphones for long periods of time, be sure to fully charge the battery
- When the battery is low and flashing red you must charge the headphones
- If the battery is completely discharged, the headphones cannot be turned on immediately when the charger is connected. Allow a depleted battery to charge for a few minutes before turning on the headphones
- Always try to keep the battery between 15°C and 30°C. A product with a hot or cold battery may not work temporarily, even when the battery is fully charged

TECH SPECS

Driver Unit:	40mm
Impedance:	32Ω
Frequency Range:	20Hz-20KHz
Bluetooth Version:	5.0
Transmission Range:	Up to 10 metres
Playback time:	Up to 21 hours
Battery:	600mAh Lithium Battery
Power Input:	DC 5V, 500mA

AFTER SALES SUPPORT

If you experience any issues with this product or its performance is not what you had expected, please contact us at Balco Brands

It is likely that we can resolve any problems for you via phone or email

We can be reached on:

Phone: 1300 663 907 (Mon - Fri; 8:30am - 6:00pm AEST)
Email: customer@balcobrands.com
Web: www.balcobrands.com/au/



BAUHN®

BLUETOOTH HEADPHONES

Repair and Refurbished Goods or Parts Notice

Unfortunately, from time to time, faulty products are manufactured which need to be returned to the Supplier for repair.

Please be aware that if your product is capable of retaining user-generated data (such as files stored on a computer hard drive, telephone numbers stored on a mobile telephone, songs stored on a portable media player, games saved on a games console or files stored on a USB memory stick) during the process of repair, some or all of your stored data may be lost.

We recommend you save this data elsewhere prior to sending the product for repair.

You should also be aware that rather than repairing goods, we may replace them with refurbished goods of the same type or use refurbished parts in the repair process.

Please be assured though, refurbished parts or replacements are only used where they meet ALDI's stringent quality specifications.

If at any time you feel your repair is being handled unsatisfactorily, you may escalate your complaint. Please telephone us on 1300 663 907 or write to us at:

Balco Brands Pty Ltd

PO Box 537 Bayswater Business Centre, Victoria, Australia

1300 663 907 - Hours: Mon-Fri 8:30am - 6:00pm AEST

customer@balcobrands.com

AFTER SALES SUPPORT

1300 663 907

customer@balcobrands.com

MODEL: HE210240 PRODUCT CODE: 709631 08/2022

1

YEAR WARRANTY